


Drip Tape Fittings

400 Series Barb Adapter



Part No.	Description	Price
FTA5-400B	5/8" Tape x 400 Ser Barb Adapter	0.31

425 Series Barb Adapter



Part No.	Description	Price
FTA5-425G	5/8" Tape x 425 Ser Barb w/ Gasket	0.33

Adapter Coupling



Part No.	Description	Price
FAS98	SWIVEL, HOSE RING-LOC	1.92

Barb Adapter

Part No.	Description	Price
FTA5-250B	5/8" Tape x 250 Ser Barb Adapter	0.31
FTA7-425GR	7/8" Tape x 425 Ser Barb w/ Grommet	0.75
FTA7-700B	7/8" Tape x 700 Ser Barb Adapter	0.71

Barbed Hose Adapters



Part No.	Description	Price
FTA7-700HB	7/8" Tape x 700 Ser H Barb Adapter	0.55

Barbed Shutoff Valve with Locking Nut

Part No.	Description	Price
FTV5-420BN	5/8" Tape x 420 Ser Barb w/ Nut Valve	1.24

Barbed Shutoff Valves

Part No.	Description	Price
FTV7-500HB	7/8" Tape x 500 Ser H Barb Shutoff Valve	1.33

Barbed Tees



Part No.	Description	Price
FTT5-500HB	5/8" Tape Tee x 500 Ser H Barb	1.36
FTT5-700HB	5/8" Tape Tee x 700 Ser H Barb	1.44

Couplings



Part No.	Description	Price
FTC500	5/8" Tape Coupling	0.43
FTC700	7/8" Tape Coupling	0.84




Drip Tape Fittings

Drip Tape Fittings

Part No.	Description	Price
FTA5-425GR	5/8" Tape x 425 Ser Barb w/ Grommet	0.49
FTA5-500HB	5/8" Tape x 500 Ser H Barb Adapter	0.31
FTA5-700B	5/8" Tape x 700 Ser Barb Adapter	0.33
FTA5-700HB	5/8" Tape x 700 Ser H Barb Adapter	0.35
FTA5-75FHS	5/8" Tape x Fem Hose Swivel Adapter	0.91
FTV5-500HB	5/8" Tape x 500 Ser H Barb Shutoff Valve	0.85

Flush Valves



Part No.	Description	Price
FCH-H-FHT	VALVE, AUTO FLUSH, HIGH, 3/4" FHT	2.81
FCH-H-FIPT	FLUSH VLV, 3/4" FIPT, .8GPM, 2PSI SEALING	2.81
FFVFPT-H	Auto Flush Valve x 3/4" FPT HF-Red	0.80
FFVFPT-L	Auto Flush Valve x 3/4" FPT LF-White	0.80

Layflat Takeoff Fittings



Part No.	Description	Price
FTA5-LF	5/8" Tape x LF Takeoff - Single Grip	0.58
FTA5-LF2	5/8" Tape x LF Takeoff - Double Grip	0.85
FTA7-LF	7/8" Tape x LF Takeoff - Single Grip	0.88

Layflat Takeoff Shutoff Valve



Part No.	Description	Price
FTV5-LF	5/8" Tape x LF Takeoff Shutoff Valve	1.66
FTV7-LF	7/8" Tape x LF Takeoff Shutoff Valve	2.25

Male Adapter

Part No.	Description	Price
FTA7-75MPT	7/8" Tape x 3/4" MPT Male Adapter	0.56

Pro-Loc™ Tape Fittings

Part No.	Description	Price
FTT700	7/8" Tape Tee	2.03

T-Handle Hex Tool



Part No.	Description	Price
LF-INST	T-Handle Hex Tool for LF Installation	4.94

Shutoff Valves



Part No.	Description	Price
FTV500	5/8" Tape Shutoff Valve	1.15
FTV700	7/8" Tape Shutoff Valve	1.21

Tape Fittings, Ring-Loc™

Part No.	Description	Price
FAM98	MALE ADAPTOR RING-LOC	0.48
FCA0598	ADAPTER 5MM X 16 MM (TAPE)	0.62
FCA0710	ADAPTER 7MM X 10MM LOCEZE	0.66

Drip Tape Fittings

Tape Fittings, Ring-Loc™

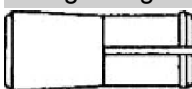
Part No.	Description	Price
FCA0713	ADAPTER 7MM X 13MM LE	0.59
FCA0716	ADAPTER 7MM & 16MM L/E	0.44
FCA0798	ADAPTER 7MMX TAPE L/E OVAL HOSE	0.58
FCC98	COUPLING, RINGLOC	0.59
FCR1098	RED CPLG 10MM X RINGLOC	0.53
FCR1398	RED CPLG 13MM X RINGLOC	0.52
FCR1698	RED CPLG 16MM X TAPE	0.52
FEE98	ELBOW RING-LOC	1.00
FEP3198	RING, RINGLOCK TAPE	0.11
FGP10	GROMMET, RUBBER	0.43
FGR15	GROMMET, 1/2-IN FPT TEE ADAPT	1.16
FGR20	GROMMET, 3/4-IN FPT TEE ADAPT	1.44
FGR25	GROMMET, 1-IN FPT TEE ADAPT	1.74
FTT98	RING, RINGLOC TEE TAPE	1.10

Tees



Part No.	Description	Price
FTT500	5/8" Tape Tee	1.04

Wedge Plug



Part No.	Description	Price
FTC10	PLUG, TEE 10MM WEDGE	0.12
FTC13	PLUG, TEE 13MM WEDGE	0.21
FTC16	PLUG, TEE WEDGE 16MM	0.38

Dripline

BlueLine™ Classic™

.55"ID



Part No.	Description	Price
BC55xxx-12	BL CL .55"ID 43MIL WALL xxxGPH 12" SP 1000FT	135.00
BC55xxx-15	BL CL 0.55" xxx GPH @ 15", 1,000 FT	129.00
BC55xxx-18	BL CL .55"ID 43MIL WALL xxxGPH 18" SP 1000FT	124.00
BC55xxx-24	BL CL .55"ID 43MIL WALL xxxGPH 24" SP 1000FT	120.00
BC55xxx-30	BL CL .55"ID 43MIL WALL xxxGPH 30" SP 1000FT	117.00
BC55xxx-36	BL CL .55"ID 43MIL WALL xxxGPH 36" SP 1000FT	116.00
BC55xxx-42	BL CL .55"ID 43MIL WALL xxxGPH 42" SP 1000FT	113.00
BC55xxx-48	BL CL .55"ID 43MIL WALL xxxGPH 48" SP 1000FT	112.00
BC55xxx-54	BL CL .55"ID 43MIL WALL xxxGPH 54" SP 1000FT	111.50
BC55xxx-60	BL CL .55"ID 43MIL WALL xxxGPH 60" SP 1000FT	111.00
BC55xxx-66	BL CL .55"ID 43MIL WALL xxxGPH 66" SP 1000FT	110.50
BC55xxx-72	BL CL .55"ID 43MIL WALL xxxGPH 72" SP 1000FT	110.00

.62"ID



Part No.	Description	Price
BC62xxx-12	BL CL .62"ID 43MIL WALL xxxGPH 12" SP 1000FT	143.00
BC62xxx-15	BL CL 0.62" xxx GPH @ 15", 1,000 FT	137.00
BC62xxx-18	BL CL .62"ID 43MIL WALL xxxGPH 18" SP 1000FT	133.00
BC62xxx-18C	BL CL .62"ID 43MIL WALL xxxGPH 18" SP 1000FT	203.00
BC62xxx-24	BL CL .62"ID 43MIL WALL xxxGPH 24" SP 1000FT	128.00
BC62xxx-24C	BL CL .62"ID 43MIL WALL xxxGPH 24" SP 1000FT	177.00
BC62xxx-30	BL CL .62"ID 43MIL WALL xxxGPH 30" SP 1000FT	124.00
BC62xxx-30C	BL CL .62"ID 43MIL WALL xxxGPH 30" SP 1000FT	156.00
BC62xxx-36	BL CL .62"ID 43MIL WALL xxxGPH 36" SP 1000FT	122.00

