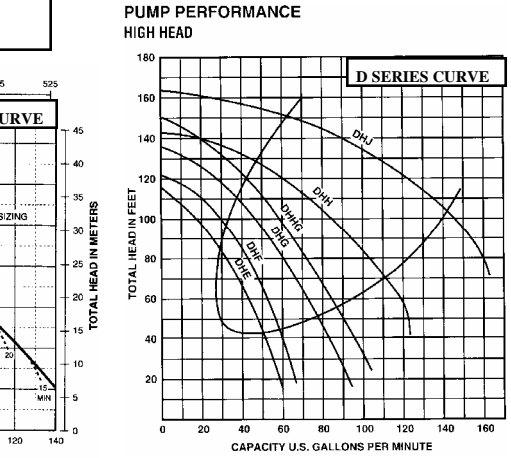
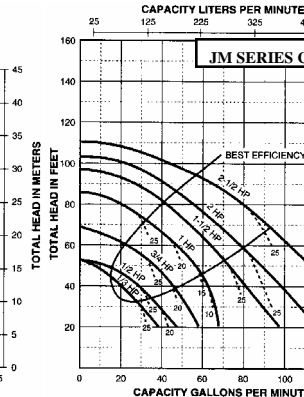
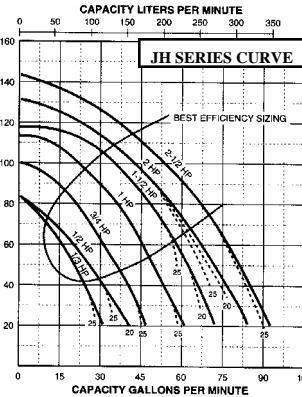


D Series
Fast priming pump available in high head and medium head series. Leak-proof mechanical seals, easy service design, heavy-duty motors, rugged construction. Available in 1 through 5 HP. Uses include sprinkler systems, water transfer, dewatering, irrigation, fire protection, sump drainage, marine pumping, and supply operations. Cast iron body, Noryl® (1-2-1/2) or bronze (3 & 5) impeller, cast iron diffuser, and stainless steel (1-2-1/2) carbon steel inside removable shaft sleeve of stainless steel (3 & 5)

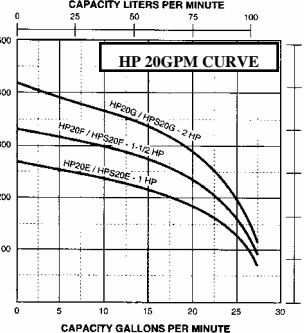
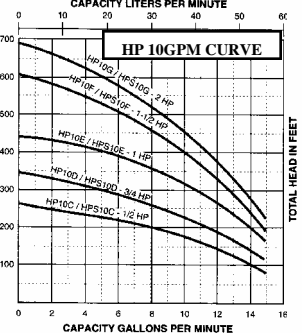
Flange Kit	High	Medium	HP
1.5"	DHE	-	1
2"	DHF	-	1.5
2.5"	DHG	DMG	2
3"	DHHG	DMMG	2.5
	DHH	DMH	3
	DHJ	DMJ	5

Requires use of the Flange Kit

J Series
The J series general purpose centrifugal pumps have a heavy duty cast iron construction and are offered in high and medium head models, with Noryl® or brass impeller (JB series). Used in water systems and sprinkling for homes, farms, and industry. All models include replaceable wear ring and feature back pull-out design. High head series delivers up to 140' of head with capacities up to 90 gpm. Medium head series delivers up to 110' of head with capacities up to 140 gpm.

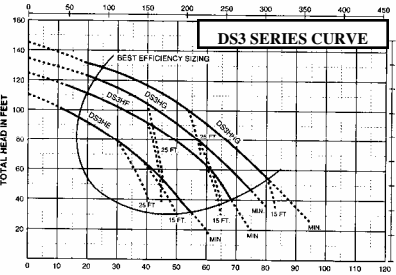


HP Series
The HP series booster pumps are the most durable booster pumps available. The patented SignaSeal™ floating impeller design minimizes thrust loads allowing for continuous operation without damage to motor bearings, mechanical seal, or pump hydraulic components. Used for pressure washing, booster and spray systems, filtration and reverse osmosis, & general purpose pumping.



PN SERIES		
HP	Flow @ 40psi & 10' suction lift	Size
PNC 1/2hp	4.6gpm	1-1/4x3/4"
PND 3/4hp	7.0gpm	1-1/4-3/4"

Prostorm DS3 Series
The Prostorm™ series of cast iron pumps offer superior performance, available in 1 - 2-1/2 HP models. These offer "single-body-fill" priming to 25 foot lifts, in less than 5 minutes. Uses include Residential irrigation pumping, dewatering, water transfer & supply, agriculture irrigation, industrial sump drainage, & marine pumping. Noryl® impeller, reinforced polypropylene diffuser, one-piece threaded 416 stainless steel shaft, cast iron body and seal plate, A.O. Smith motor.



PD SERIES		
HP	Flow @ 40psi & 10' suction lift	Size
PD2HE 1hp	10gpm	2x1-1/2"
PD2HF 1.5hp	26gpm	2x1-1/2"
PDHG 2hp	33gpm	2"
PDHGG 2.5hp	45gpm	2"

4" Submersible Pumps
We offer Sta-Rite Submersible pumps in 1 or 3 phase. Please call to size a pump for your needs. We also carry pressure tanks for the pumps. Call us for help on selecting the right pump for the job. The charts show some examples of different motor options and flows. Pump ends available are 5, 7, 10, 15, 20, 30, 50, 70, & 90 gpm. Motors available in two wire or three wire and a range of voltage options.

4" 20gpm Submersible Pump		4" 30gpm Submersible Pump		4" 50gpm Submersible Pump	
HP	Flow @ 40psi 40' depth	HP	Flow @ 40psi 40' depth	HP	Flow @ 40psi 40' depth
1.5hp	27.8gpm	1.5hp	33.5gpm	1.5hp	26.9gpm
2hp	29.4gpm	2hp	38.3gpm	2hp	45gpm
3hp	31gpm	3hp	41.2gpm	3hp	57.6gpm
5hp	32gpm	5hp	43gpm	5hp	67.9gpm

